



Deutsch-Japanische Gesellschaft für Dermatologie e. V.
German-Japanese Society of Dermatology
日独皮膚科学会



PROGRAMME



11th Meeting of the
German-Japanese
Society of Dermatology

日独皮膚科学会

June 11 – 14, 2014



*Im Grenzbereich gemeinsam
Großes erreichen.*

Krebstherapie ist eine Herausforderung, der sich Bristol-Myers Squibb seit über 50 Jahren stellt. Entscheidend dabei war und ist die Forschung. Nur wer onkologische Erkrankungen versteht, kann entsprechende Medikamente zur Verfügung stellen.

Tatsächlich hat die Entwicklung neuer Therapieansätze bereits zahlreichen Patienten eine Zukunft ermöglicht. Neben der gezielten Krebstherapie konzentrieren wir uns bei unseren Forschungsaktivitäten unter anderem auf die Immunonkologie, die auf die Fähigkeit des körpereigenen Immunsystems setzt, Krebszellen zu besiegen.

Unser Ziel ist ein noch umfangreicheres Wirkstoff-Portfolio gegen Krebsarten im Früh- und Spätstadium aufzubauen und die Chancen auf ein Langzeitüberleben bzw. Heilung kontinuierlich zu verbessern. Gemeinsam mit unseren Partnern versuchen wir auch weiterhin, im Grenzbereich Großes zu erreichen. Eines Tages möchten wir dem Krebs einen Schritt voraus sein.

Dem Krebs einen
Schritt voraus sein.
Wir forschen weiter.



Bristol-Myers Squibb

Table of Content / Programme Schedule

Welcome Notes	5
Scientific Programme	9
Posterpresentation	17
Invited speakers and hosts	24
Speakers	25
Exhibitor and sponsor list	27
Sponsors	25
General Information	29
Organisation and Imprint	31

Wednesday, June 11, 2014

Location: Historic "Alte Aula", University Heidelberg

18:30 h	Welcome and Opening	9
18:45 h	Keynote Lecture	
19:15 h	Welcome Reception	

Thursday, June 12, 2014

Location: Marriott Hotel Heidelberg

08:30 - 17:45 h	Scientific Programme	9
08:30 h	Keynote Lecture	
17:45 h	Official Photo	
18:00 - 19:00 h	Member assembly of the GJSD	

Friday, June 13, 2014

Location: Marriott Hotel Heidelberg

08:30 - 12:30 h	Scientific Programme	13
08:30 h	Keynote Lecture	
13:00 h	Lunch and Farewell	

Saturday, June 14, 2014

11:30 h	Transfer to Post-Conference in Munich
---------	---------------------------------------

HUMIRA®

adalimumab



abbvie

Welcome Note chairman



Dear Japanese and German friends
and colleagues,

It is our pleasure to cordially welcome you to the 11th Meeting of the German-Japanese Society of Dermatology (GJSD) in the historic city of Heidelberg on June 11 - 13, 2014.

The German-Japanese Society of Dermatology was founded in 1987 highlighting the old tradition of German-Japanese exchange in dermatology and medicine. Besides presenting a stimulating scientific programme, meetings of the GJSD have also always been social highlights to refresh old friendships and form new ones and to tighten the junctions between Japanese and German dermatologists. Traditionally, our meetings have been held every 3 years, but at the last meeting it was decided to go for 2-year terms from now on.

We are very grateful to host the 2014 meeting in historic Heidelberg. Heidelberg is the most ancient German university city and one of the best known scientific sites worldwide. Besides providing a dense network of clinical and research departments, Heidelberg is also considered to be one of the most beautiful German cities. Therefore, philosophers in the old days have coined the term "romantic Heidelberg". You all can look forward to a stimulating scientific as well as socially interactive meeting in a beautiful setting.

Also, the scientific programme has been rejuvenated. Besides presenting excellent state-of-the-art talks on important scientific developments in dermatology given by outstanding scientists from Germany and Japan, travel scholarships will be provided to young Japanese investigators by the German Dermatological Association to facilitate their travel to Germany. This will foster the interaction between young Japanese and young German dermatologists even further.

We are now truly looking forward to a stimulating scientific meeting with fruitful social interactions. Welcome to Heidelberg again!

Prof. Dr. med. Alexander Enk
Conference Chair



Non Melanoma Skin Cancer



*Only Galderma
provides you with a global
and complementary approach
for the management
of AK and NMSC.*



Welcome Note
Lord Mayor of the city of Heidelberg



GREETINGS

The German-Japanese Society of Dermatology was founded in 1987. Its members meet every two to three years, alternating between venues within Japan and Germany, to foster scientific exchange and partnership. I am very pleased that the 11th meeting of the society will take place in Heidelberg from 11 to 14 June 2014. Within the cooperation between Germany and Japan in the fields of business, science and culture Heidelberg has always had an important position.

As the home of Germany's oldest university Heidelberg enjoys a world-wide reputation as an excellent location for both traditional and modern sciences. A particular focus lies herewith on medical research and teaching as well as on medical care for an area reaching far beyond the city and the region. Examples of this are, apart from the university institutes, above all the German Cancer Research Center and numerous other research institutions for life sciences.

Also in the relations with the City of Kumamoto in Japan, with which Heidelberg has had a treaty of friendship for 20 years, medical exchange plays an important part, together with youth exchange, cultural cooperation and questions of ecology. In my opinion, the meeting of the German-Japanese Society of Dermatology will contribute significantly to further strengthening not only the partnership relations between Heidelberg and Kumamoto but also between Germany and Japan.

I therefore thank Prof. Dr. Alexander Enk, Medical Director of the Skin Clinic of the Heidelberg University Hospital, and his team for preparing and bringing to fruition the dermatological congress. I very warmly welcome the participants of the conference – and particularly the guests from Japan – to our city and wish them a pleasant stay. You will certainly have many important questions to discuss at this conference. However, please also take your time to look around and see why millions of guests from all over the world come to historic and romantic Heidelberg every year.

Dr. Eckart Würzner
Mayor



Intratect® 100 g/l

Safety through Quality



- ▶ Highly pure antibody concentrate for an optimised therapy
- ▶ Ready for use solution, sugar-free
- ▶ Storage at room temperature (max. 25°C) for 2 years



Intratect® 100 g/l: Intratect® 100 g/l, solution for intraven. inf. **Composition:** human normal immunoglobulin; 1 ml of Intratect® 100 g/l contains 100 mg of human immunoglobulin, thereof $\geq 96\%$ IgG (57% IgG1, 37% IgG2, 3% IgG3, 3% IgG4), IgA content max. 1800 µg/ml. Excipients: glycine, water for injections. **Indications:** Replacement in: prim. immunodeficiency syndromes, hypogammaglobulinaemia and rec. bact. infections in multiple myeloma and chronic lymphocytic leukaemia, hypogammaglobulinaemia after allog. HSCT, congenital AIDS and rec. infections. Immunomodulation in: prim. immune thrombocytopenia (ITP) and high risk of bleeding or prior to surgery to correct platelet count, Guillain-Barré syndr., Kawasaki disease. **Contraindications:** Hypersensitivity to the active substance, the excipients or to human immunoglobulins, esp. in patients with IgA antibodies. **Undesirable effects:** Common: headache, discomfort, infusion related reactions, palpitations, arthralgia, back and bone pain. Occasional: chills, fatigue, hypothermia, myalgia, pain of skin, rash, diarrhoea, abdominal pain, hyperaemia, hypersensitivity, sensory disturbance, fever, nausea, vomiting, dizziness, cutaneous and allergic reactions, changes in blood pressure. Rare: sudden fall in blood pressure; haemolytic anaemia requiring transfusion may develop after high dose IVIg treatment. Very rare: thromboembolic reactions (e.g. myocardial infarction, stroke, pulmonary embolism, deep vein thromboses), angina pectoris, rigors, anaphylactic shock, dyspnoe NOS, shock. Cases of reversible aseptic meningitis, reversible haemolytic anaemia/haemolysis, increase in serum creatinine level and/or acute renal failure have been observed with IVIG. **Available only on prescription. Special precautions for storage:** Do not store above 25 °C. Do not freeze. **Date of revision of the text:** June 2013
The complete SPC can be downloaded from the Biotest homepage www.biotest.com. As this information might vary from the regulation in your country, please refer to your national prescribing information.

Biotest Pharma GmbH · Landsteinerstr. 5 · D-63303 Dreieich · www.biotest.com

Scientific Programme

Wednesday, June 11, 2014

Location: Historic "Alte Aula", University of Heidelberg

18:30 h Welcome and Opening

A. Enk – Conference Chair
S. Arase – President of the GJSD

18:45 h Keynote Lecture: Prof. Dr. M. Röcken

Bidirectional interactions between anti-tumor immunity and senescence

19:15 h Welcome Reception

Thursday, June 12

Location: Marriott Hotel Heidelberg

08:30 - Epidermal Barrier Dysfunction & 10:30 h Skin inflammation

Session Chairs:
Prof. Dr. T. Diepgen / Prof. Dr. T. Yamamoto

08:30 - Keynote Lecture: Prof. Dr. M. Amagai

09:00 h How much do we learn from mouse models for human atopic dermatitis?

09:00 h Sweating disturbance as a triggering event that drives atopic dermatitis process forward

Y. Komatsu (Tokyo / Japan)

09:15 h Smoking as a risk factor of hand dermatitis. Results of a systematic review

P. Elsner (Jena / Germany)

09:30 h Eosinophilic pustular folliculitis: A review of 30 case

M. Uchiyama (Tokyo / Japan)



Scientific Programme

09:45 h	Management of hand eczema T. L. Diepgen (Heidelberg / Germany)
10:00 h	Epidermal barrier function in the pathogenesis of chronic hand eczema S. Molin (Munich / Germany)
10:15 h	Effect of topical steroid on the stratum corneum compositions by using confocal Raman microscopy H. Tanizaki (Kyoto / Japan)
10:30 - 11:00 h	Coffee Break and Visit of industrial exhibition and posters

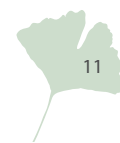
11:00 - 13:00 h **Skin Cancer**
Session Chairs:
Prof. Dr. T. Ruzicka / Prof. Dr. P. Elsner

11:00 - 11:25 h	Keynote Lecture: Prof. Dr. R. Kaufmann The role of targeted therapy in non melanoma skin cancer
11:25 - 11:30 h	Travel award ceremony
11:30 h	Immunomodulatory effect of bisphosphonate risedronate sodium on CD163+ Arginase1+ M2 macrophages: the development of a possible supportive therapy for angiosarcoma T. Fujimura (Sendai / Japan)
11:45 h	Comparison of immunosuppressive cells and cytotoxic cells in intransit melanoma; an immunological investigation of IFN-beta therapy for malignant melanoma A. Kakizaki (Sendai / Japan)

12:00 h	Sentinel node biopsy for non-melanoma skin cancers: A review of 88 cases at one institution S. Fukushima (Kumamoto / Japan)
12:15 h	Squamous cell carcinoma showing alteration of the surrounding stroma and marked attenuation of local lymphocytic infiltration along with the tumor invasion K. Tanese (Tokyo / Japan)
12:30 h	Cutaneous side effects of novel targeted therapies in oncology A. Wollenberg (Munich / Germany)
12:45 h	Cases of extranodal NK/T cell lymphoma, nasal type A. Watarai (Sagamihara Kanagawa / Japan)
13:00 - 14:00 h	Lunch

14:00 - 15:45 **Autoinflammation**
Session Chairs:
Prof. Dr. S. Shimada / Prof. Dr. R. Kaufmann

14:00 - 14:30 h	Keynote Lecture: Prof. Dr. Y. Tokura Skin manifestations of IgG4-related disease
14:30 h	Clinical and histopathological prognostic factors and long-term outcomes of childhood and adulthood IgA vasculitis (Henoch-Schönlein purpura) T. Nakano (Tokyo / Japan)



14:45 h **TIF1 γ -overexpressing, highly progressive endometrial carcinoma in a patient with dermatomyositis positive for malignancy-associated anti-p155/140 autoantibody**
A. Kasuya (Hamamatsu / Japan)

15:00 h **A novel model for lupus erythematosus derived from (MRL/lpr x C3H/lp) recombinant-inbred mouse strain**
T. Miyazaki (Gifu City / Japan)

15:15 h **Junctional epidermolysis bullosa resembling Kindler syndrome with missense mutation p.R1303Q in type XVII collagen: Clinico-pathologic and ultrastructural features**
W. Fujimoto (Kurashiki / Japan)

15:30 h **Effect of lysophosphatidic acid receptors LPA1 and LPA3 antagonist on experimental murine scleroderma induced by bleomycin**
T. Ohashi (Fukushima / Japan)

15:45 - 16:15 h Coffee Break and
Visit of industrial exhibition and posters

16:15 - 17:45 h Psoriasis
Session Chairs:
Prof. Dr. M. Amagai / Dr. A. Lonsdorf

16:15 h **Infantile generalized pustular psoriasis: Successful disease control with intermittent etretinate**
C. Namba (Toon / Japan)

16:30 h **Adverse effects of methotrexate in three psoriatic arthritis patients**
H. Maejima (Sagamihara / Japan)

16:45 h **Analysis of Interleukin-21 in peripheral blood of patients with psoriasis during treatment with Zstekinumab**
E. Hadaschik (Heidelberg / Germany)

17:00 h **Langerin-expressing cells are dispensable for development of psoriasis-like lesions in a mouse model**
K. Nakajima (Kochi / Japan)

17:15 h **Efficacy of Granulocyte and Monocyte Adsorption Apheresis for Treatment of Palmoplantar Pustulosis**
M. Seishima (Gifu / Japan)

17:30 h **1'-Acetoxychavicol acetate (ACA); a new stimulator for human skin wound healing**
K. Sugawara (Osaka / Japan)

17:45 h Official Photo

18:00 - 19:00 h Member assembly of the GJSD

Friday, June 13, 2014

Location: Marriott Hotel Heidelberg

08:30 - 10:00 h Infectious Disease
Session Chairs:
Prof. Dr. Y. Tokura / Prof. Dr. M. Röcken

08:30 - 09:00 h **Keynote Lecture: Prof. Dr. S. Shimada**
The roles of Langhans cell in Acrodermatitis Enteropathica and HIV Infection

Scientific Programme

09:00 h	Jadassohn and Neisser: Founding Fathers of the Handbuch der Haut- und Geschlechtskrankheiten G. Plewig (Munich / Germany)
09:15 h	Novel strategies to prevent sexual transmission of HIV-1 T. Matsuzawa (Yamanashi / Japan)
09:30 h	Disseminated neonatal herpes simplex virus-1 infection successfully treated with intravenous immunoglobulin (IVIg) in addition to acyclovir C. Horie (Mitaka / Japan)
09:45 h	A case of disseminated HSV-1 infection initiated by eczema herpeticum in a patient with Darier's disease T. Yamamoto (Kurashiki / Japan)
10:00 - 10:30 h	Coffee Break and Visit of industrial exhibition & posters

10:30 - 12:30 h **Interesting news from Clinical Dermatology**
Session Chairs:
Prof. Dr. S. Arase / Prof. Dr. G. Plewig

10:30 - 11:00 h	Keynote Lecture: Prof. Dr. K. Kabashima Inducible skin associated lymphoid tissue (iSALT) in cutaneous immune responses
11:00 h	A case of alopecia areata universalis following druginduced hypersensitivity syndrome (DIHS/DRESS) due to carbamazepine R. Aoki (Yamanashi / Japan)

11:15 h	Acute generalized exanthematous pustulosis: analysis of a case series U.- F. Haustein (Leipzig / Germany)
11:30 h	Action spectrum of melanoblast activation for vitiligo dedicated UV therapy M. Nakamura (Nagoya / Japan)
11:45 h	Analysis of the lymphatic vessel architecture of Atypical Fibroxanthoma and Pleomorphic Dermal Sarcoma F. Toberer (Heidelberg / Germany)
12:00 h	Clinical significance of cobblestone appearance on the skin of patients with systemic sclerosis S. Sawamura (Kumamoto / Japan)
12:15 h	Diffuse alopecia due to therapeutic strontium intake C. Pfeiffer (Ulm / Germany)
13:00 h	Lunch and Farewell

Saturday, June 14, 2014

11:30 h	Transfer to Post-Conference in Munich
---------	---------------------------------------



1. 308nm Excimer Laser Therapy of Alopecia Universalis resistant to other line of treatments

Yukiyasu Arakawa, Department of Dermatology,
Kyoto Prefectural University of Medicine Graduate School
of Medical Science, Kyoto Japan
Tomoko Nomiyama, Norito Katoh

2. Cartilage Oligomeric Matrix Protein (COMP) important for the collagen network architecture and elasticity of the dermis

Shujiro Hayashi, Department of Dermatology,
University of Cologne, Cologne, Germany
J. N. Schulz, A. Niehoff, W. Bloch, T. Krieg, B. Eckes

3. Unique Case of Cholinergic Urticaria Induced by Standing Position

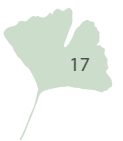
Ayaki Hirohata, Department of Dermatology, Osaka
University Graduate School of Medicine, Suita, Japan
Misa Hayashi, Toshifumi Yamaoka, Atsushi Tanemura,
Mamori Tani, Hiroyuki Murota, Ichiro Katayama

4. Systemic sclerosis with sarcoidosis: case report and review of the literature

Ken Igawa, Department of Dermatology, Tokyo Medical
and Dental University, Osaka University, Tokyo, Japan
Satoko Senda, Megumi Nishioka, Hiroyuki Murota,
Ichiro Katayama and Hiroo Yokozeki

5. A Case of Phacomatosis Pigmentokeratotica without Extracutaneous Anomalies

Taiki Isei, Department of Dermatology, Kansai Medical
University, Hirakata, Osaka, Japan



6. Nakajo-Nishimura syndrome: a hereditary proteasome disability syndrome sharing the genetic origin with JMP and CANDLE syndrome

Nobuo Kanazawa, Department of Dermatology,
Wakayama Medical University, Wakayama, Japan
Yutaka Inaba, Kayo Kunimoto, Fukumi Furukawa

7. Jellyfish-induced anaphylaxis with possible evidence of cutaneous sensitization

Yoshio Kawakami, Department of Dermatology,
Okayama Citizens' Hospital, Okayama, Japan

8. Evaluation of immunological mechanism in the establishment of tinea unguium

Tetsuya Koga, Department of Dermatology,
Fukuoka Higashi Medical Center, Koga, Japan

9. Two Pedigrees of Vascular Ehlers-Danlos Syndrome (vEDS) Diagnosed in a Parent and Child

Masami Koike, Department of Dermatology, Dokkyo
Medical University, School of Medicine, Mibu, Japan
Yayoi Shimaoka, Ryoko Narui, Fumihiro Kashizaki,
Tomoki Kosho, Yoichiro Hamasaki, Atsushi Hatamochi

10. A case of sarcoidosis developed during the combination therapy by interferon-alpha and ribavirin for the elimination of hepatitis virus C

Tomoko Takahashi, Department of Dermatology,
Gifu Prefectural General Medical Center, Gifu, Japan
Tomoko Takahashi¹, Chie Moriya¹, Manabu Maeda¹,
Jun-ichi Sugihara², Hitoshi Iwata³ Department of
Dermatology¹, Department of Gastroenterology²,
and Department of Pathology³, Gifu Prefectural
General Medical Center

11. A case of pigmented epithelioid melanocytoma

Nao Kusutani, Hirakata-City, Japan
Takaya Fukumoto, Yoshio Kiyohara, Daisuke Tsuruta

12. A case of Madelung's disease with enormous masses of the vulva

Miyuki Matsuzawa, Department of Dermatology,
University of Yamanashi, Chuo Yamanashi, Japan
Satoshi Akazawa, Noriko Ando, Takashi Inozume,
Kazutoshi Harada, Tatsuyoshi Kawamura,
Naotaka Shibagaki, Shinji Shimada

13. Involvement of FcεR1α immunopositive cells in alopecia areata with a history of atopic dermatitis and a high titer of serum immunoglobulin E

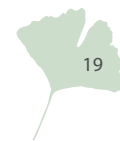
Naoya Mikita, Department of Dermatology, Wakayama
Medical University, Wakayama City, Japan
Mikiko Uede, Nobuo Kanazawa, Yuki Yamamoto,
Taisuke Ito, Fukumi Furukawa, Takashi Yoshimasu

14. Cold induced hyperhidrosis associated with hyper-IgE syndrome

Takichi Munetsugu, Department of Dermatology,
Tokyo Medical and Dental University, Bunkyo-ku, Japan
Tomoko Fujimoto, Sayaka Shibama, Aya Nishizawa,
Ken Igawa, Hiroo Yokozeki

15. The Possible Treatment with Cefcapene Pivoxil Hydrochloride for Palmoplantar Pustulosis with Pustuloarthro-osteitis

Masamoto Murakami, Department of Dermatology,
Ehime University, Japan
Kana Masuda, Ryo Utsunomiya, Fumiko Oda,
Chika Namba, and Koji Sayama



16. Parallel ridge pattern on lateral nail fold in dermoscopy could help us with early detection in nail apparatus melanoma

Takuo Murakami, Department of Dermatology, Saitama Medical University, Saitama, Japan
Dai Ogata, Akiko Yokota, Tetsuya Tsuchida

17. BCG vaccination as a trigger of skin eruptions in Blau syndrome/early-onset sarcoidosis

Michiyo Nakano, Department of Dermatology, Chiba University Graduate School of Medicine, Chiba, Japan
Naotomo Kambe, Hiroyuki Matsue

18. Clinical study on the excisional range for nail apparatus melanoma in relation to clinical progress and the tumor thickness

Dai Ogata, Department of Dermatology, Saitama Medical University, Saitama, Japan
Tetsuya Tsuchida

19. A case of metallosis of the skin mimicking malignant melanoma: Detection of metal element in the skin tissue section with X-ray fluorescence

Takashi Okamoto, Department of Dermatology, University of Yamanashi, Chuo Yamanashi, Japan
Nobuo Terada, Tadakazu Horiuchi, Kazutoshi Harada, Tatsuyoshi Kawamura, Naotaka Shibagaki, Shinji Shimada

20. Merkel cell polyomavirus-positive Merkel cell carcinoma in a patient with epidermodysplasia verruciformis

Mariko Seishima, Department of Dermatology, Gifu University Graduate School of Medicine, Gifu, Japan
Yuki Mizuno, Genichi Kato, En Shu

21. A case of Ehlers-Danlos syndrome in a Japanese monkey

Yayoi Shimaoka, Department of Dermatology, Dokkyo Medical University, School of Medicine, Mibu, Japan
Atsushi Shimizu, Akira Ishiko, Masami Koike, Atsushi Hatamochi

**22. Lessons learned from patients with Rhododendol-induced leukoderma in Japan
Report of the 78 cases in Okayama University Hospital**

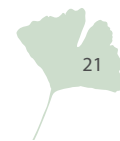
Mariko Shiomi, Department of Dermatology, Okayama University Hospital, Okayama City, Japan
Yumi Aoyama, Michiko Kurosawa and Keiji Iwatsuki

23. Suppressor of cytokine signaling (SOCS)-1 suppresses a proliferation of malignant melanoma cells via the suppression of JAK/STAT and the activation of p53 signaling pathways

Naoko Tagami, Department of Dermatology, Osaka University, Suita, Japan
Satoshi Serada, Minoru Fujimoto, Atsushi Tanemura, Tetsuji Naka, Ichiro Katayama

24. Foot gangrene in a patient with immunotactoid glomerulopathy

Aya Tanaka, Department of Dermatology, Osaka University Graduate School of Medicine, Suita-shi, Japan
Hayaishi, Yukari Kondo, Kishiro Kurachi, Ichiro Katayama





We take cancer personally

Patienten stehen immer im Mittelpunkt unseres Handelns bei Roche.

Sie motivieren und inspirieren uns bei der Erforschung und Entwicklung neuer Arzneimittel und Therapiekonzepte, die das Leben von Krebspatienten weltweit verbessern sollen.

Viele Forschungsergebnisse haben schon zu bedeutenden Fortschritten in der Krebstherapie geführt – und unsere Forschung geht ständig weiter.



Doing now what patients need next

Mehr als Medikamente.
Es geht um Gesundheit.
Im Mittelpunkt stehen
die MENSCHEN!



MSD

MSD SHARP & DOHME GMBH
Lindenplatz 1, 85540 Haar
www.msd.de

CORP-1090108-0004

Posterpresentation

25. Immune Pathological and Ultrastructural Alteration in Patients with Rhododenol Induced-Leukoderma Comparing to Nonsegmental Vitiligo Vulgaris

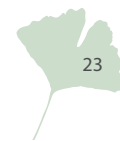
Atsushi Tanemura, Department of Dermatology, Osaka University Graduate School of Medicine, Suita, Japan
Lingli Yang, Mari Wataya-Kaneda, Kazuyoshi Fukai, Daisuke Tsuruta, Ichiro Katayama

26. Validity of molecularbiological techniques for diagnosis of dermatophyte onychomycosis

Shinichi Watanabe, Department of Dermatology, Teikyo University School of Medicine, Tokyo, Japan

27. Successful treatment of skin fistulas in systemic sclerosis patients with the combination of topical negative pressure therapy and split-thickness skin grafting

Chinatsu Watanabe, Department of Dermatology and Plastic Surgery, Kumamoto University, Kumamoto, Japan
Ikko Kajihara, Satoshi Fukushima, Hironobu Ihn



Invited speakers and hosts



Prof. Masayuki Amagai
Tokio, Japan



Prof. Thomas Diepgen
Heidelberg, Germany



Prof. Alexander Enk
Heidelberg, Germany



Prof. Kenji Kabashima
Kyoto, Japan



Prof. Roland Kaufmann
Frankfurt, Germany



Prof. Martin Roewken
Tübingen, Germany



Prof. Shinji Shimada
Yamanashi, Japan



Prof. Yoshiki Tokura
Hamamatsu, Japan

Speakers

Amagai, Masayuki
Keio University School of Medicine
Department of Dermatology
108-8345 Keio, Japan

Aoki, Rui
University of Yamanashi
Department of Dermatology
409-3898 Yamanashi, Japan

Diepgen, Thomas. L.
University Heidelberg
Department of Social Medicine
69115 Heidelberg, Germany

Elsner, Peter
Universitäts-Klinikum Jena
Department of Dermatology
07743 Jena, Germany

Fujimoto, Wataru
Kawasaki Medical School
Department of Dermatology
701-0192 Kurashiki, Japan

Fujimura, Taku
Tohoku University Graduate School
of Medicine
Department of Dermatology
980-8574 Sendai, Japan

Fukushima, Satoshi
Kumamoto University
Dermatology and Plastic Surgery
860-8556, Kumamoto, Japan

Hadaschik, Eva
Hautklinik der Ruprecht-Karls-Universität
Heidelberg
Department of Dermatology
69120 Heidelberg, Germany

Haustein, Uwe-Frithjof
Leipzig University
Department of Dermatology
04109, Leipzig, Germany

Horie, Chiho
Kyorin University Hospital
Department of Dermatology
181-8611 Mitaka, Japan

Kabashima, Kenji
Kyoto University Graduate School of Medicine
Department of Dermatology
606-8507 Kyoto, Japan

Kakizaki, Aya
Tohoku University Graduate School
of Medicine
Department of Dermatology
980-8574 Sendai, Germany

Kaufmann, Roland
Universitätsklinikum Frankfurt
Klinik für Dermatologie, Venerologie
und Allergologie
60590 Frankfurt a. M., Germany

Kasuya, Akira
Hamamatsu University School of Medicine
Department of Dermatology
431-3193 Hamamatsu, Japan

Komatsu, Yurie
Kyorin University School of Medicine
Department of Dermatology
181-8611 Tokyo, Japan

Maejima, Hideki
Kitasato University School of Medicine
Department of Dermatology
252-0375 Sagamihara, Japan

Matsuzawa, Takamitsu
University of Yamanashi
Department of Dermatology
409-3898 Yamanashi, Japan

Miyazaki, Tatsuhiko
Gifu University Hospital
Pathology Division
501-1194 Gifu City, Japan

Molin, Sonja
Ludwig Maximilian University Munich
Department of Dermatology and Allergy
80337 München, Japan

Nakajima, Kimiko
Kochi University
Department of Dermatology
783-8505 Kochi, Japan

Speakers

Nakamura, Motoki
Nagoya City University Graduate School
of Medical Sciences
Department of Geriatric and
Environmental Dermatology
467-8601 Nagoya, Japan

Nakano, Toshiaki
St. Luke's International Hospital
Department of Dermatology
104-8560 Tokyo, Japan

Namba, Chika
Ehime University
Department of Dermatology
791-0295 Toon, Japan

Ohashi, Takenobu
Fukushima Medical University
Department of Dermatology
960-1295 Fukushima, Japan

Pfeiffer, Christiane
Ulm University Hospital
Dermatology and Allergic Diseases
89081 Ulm, Germany

Plewig, Gerd
Ludwig-Maximilian University Munich
Department of Dermatology
80337 München, Germany

Röcken, Martin
Universitäts-Klinikum Tübingen
Universitäts-Hautklinik
72076 Tübingen, Germany

Sawamura, Soichiro
Kumamoto University
Dermatology and Plastic Surgery
860-8556 Kumamoto, Japan

Seishima, Mariko
Gifu University Graduate School of Medicine
Department of Dermatology
501-1194 Gifu, Japan

Shimada, Shinji
University of Yamanashi
Department of Dermatology
409-3898 Yamanashi, Japan

Sugawara, Koji
Osaka City University Graduate School
of Medicine
Department of Dermatology
545-8585 Osaka, Japan

Tanese, Keiji
Keio University School of Medicine
Department of Dermatology
160-8582 Tokyo, Japan

Tanizaki, Hideaki
Kyoto University Graduate School
of Medicine
Department of Dermatology
606-8507 Kyoto, Japan

Toberer, Ferdinand
Hautklinik der Ruprecht-Karls-Universität
Heidelberg
Department of Dermatology
69120 Heidelberg, Germany

Togura, Yoshiki
Hamamatsu University School of Medicine
Department of Dermatology
431-3192 Hamamatsu, Japan

Uchiyama, Masaki
Tokyo Medical University
Department of Dermatology
160-0023 Tokyo, Japan

Watarai, Akira
Kitasato University School of Medicine
Department of Dermatology
252-0373 Sagamihara, Kanagawa, Japan

Wollenberg, Andreas
Ludwig-Maximilian University Munich
Department of Dermatology
80337 München, Germany

Yamamoto, Takenobu
Kawasaki Medical School
Department of Dermatology
701-0192 Kurasaki City, Japan

Exhibitor and sponsor list

Abbvie Deutschland GmbH & Co. KG
Max-Planck-Ring 2a
D – 65205 Wiesbaden

Biotest AG
Landsteinerstraßew 5
D – 63303 Dreieich

Bristol-Myers Squibb GmbH & Co. KGaA
Arnulfstraße 29
D – 80636 München

GALDERMA LABORATORIUM GmbH
Georg-Glock-Straße 8
D – 40474 Düsseldorf

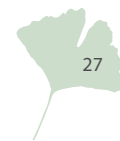
Janssen-Cilag GmbH
Johnson & Johnson Platz 1
D – 41470 Neuss

LA ROCHE-POSAY
L'Oréal Deutschland GmbH
Georg-Glock-Straße 18
D – 40474 Düsseldorf

MSD SHARP & DOHME GmbH
Lindenplatz 1
D – 85540 Haar

Novartis Pharma GmbH
Roonstraße 25
D – 90429 Nürnberg

Roche Pharma AG
Emil-Barell-Straße 1
D – 79639 Grenzach-Wyhlen



We would like to thank the following sponsors for their generous contribution:

Platinum Sponsors



AbbVie Deutschland GmbH & Co. KG
Wiesbaden (15.000,00 €)



Bristol-Myers Squibb GmbH & Co. KGaA
München (15.000,00 €)



Galderma Laboratorium GmbH
Düsseldorf (15.000,00 €)



From Nature for Life
Biotest AG
Dreieich (15.000,00 €)

Silver Sponsors



Roche Pharma AG
Grenzach-Wyhlen (10.000,00 €)



MSD SHARP & DOHME GMBH
Haar (10.000,00 €)



Novartis Pharma GmbH
Nürnberg (10.000,00 €)

Sponsors



Janssen-Cilag GmbH
St. Wendel (2.000,00 €)



LA ROCHE-POSAY
LABORATOIRE DERMATOLOGIQUE
L'Oréal Deutschland GmbH

Travel Grants
Through a generous donation of the German Dermatology Association, 10 travel grants (à 1000 Euro) are available for junior researchers from Japan who have submitted an abstract.

We thank the Deutsche Dermatologische Gesellschaft e.V. (DDG) for the kind support.

Deutsche Dermatologische Gesellschaft e.V. (DDG)
Robert-Koch-Platz 7, 10115 Berlin

President: Prof. Dr. Roland Kaufmann
Klinik für Dermatologie, Venerologie und Allergologie
J. W. Goethe-Universität, Theodor-Stern-Kai 7, 60590 Frankfurt/Main

Registration fees	
Registration fee for Japanese Participants	
Japanese Participants (Member)	€ 200,00
Japanese Participants (Non-Member)	€ 300,00
Accompanying Persons	€ 100,00
Registration fee for German Participants	
German Participants (Member)	€ 300,00
German Participants (Non-Member)	€ 400,00
Accompanying Persons	€ 150,00
All prices include 19% VAT	

Cancellation of registration
Your registration is binding. Cancellation of registrations must be done in writing. No fee will be charged for cancellations made up to 4 weeks prior to the beginning of the event. A processing fee of 25€ will be charged for cancellations made up to 14 days prior to the beginning of the event. Please note, that any cancellations made within 14 days prior to the beginning of the event will be charged the complete registration fee in the case of cancellation or non-participation. Naturally, a replacement participant may be named without any additional charges. Changes and cancellations of individual workshops, including workshop leaders, is possible up to 14 days prior to the beginning of the event.

Poster

The posters have to be mounted until 8:30 am on Thursday, June 12th, 2014 in the conference room in the Marriott Hotel Heidelberg and should not be removed before 1 pm on Friday, June 13, 2014.

Abstracts

Accepted abstracts of oral and poster presentations will be published in the journal "Dermatologie in Beruf und Umwelt".

Industrial exhibition

The exhibition will be located in the conference room (Friedrich Hegel 2)

Conference language

The official conference language is English.
There will be no simultaneous translations.

Conference venue and hotel

Requests concerning your accomodation:

Marriott Hotel Heidelberg, Vangerowstr. 16, 69115 Heidelberg
www.marriott.de/hotels/travel/hdbmc-heidelberg-marriott-hotel/
Contact person: Sandra.Himmeldirk@marriott.com

Check-in

The Check-in desk will be in the entrance hall of the Marriott Hotel Heidelberg. The registration desk will be open:

11th June, 2014, from 4.00 pm to 7.00 pm

12th June, 2014, from 8.00 am to 7.00 pm

13th June, 2014, from 8.00 am to 2.00 pm

Please register after arrival to receive all necessary conference documents.

Payment

The conference fee can be paid cash at the registration desk.
You will receive a receipt of your payment.

Catering

Coffee and refreshments will be served in front of the exhibition area during the official conference breaks.

Welcome and Opening

Wednesday, June 11, 2014 at 18.30 h
University Heidelberg, "Alte Aula"
Seminarstraße 2, 69117 Heidelberg

Conference website

<http://www.gjsd.de>

Chairman

Prof. Dr. Alexander Enk
Professor and Chairman
Secretary-general of the German Derm. Ass. Dept. of
Dermatology, University Heidelberg
Im Neuenheimer Feld 440, 69120 Heidelberg, Germany
Email: Alexander.enk@med.uni-heidelberg.de

Past-President

Prof. Dr. Elsner (Jena / Germany)

President

Prof. Dr. Seiji Arase (Tokushima/Japan)

President-elect:

Prof. Dr. Alexander Enk (Heidelberg / Germany)

Scientific committee

Chairman:	Prof. Dr. Alexander Enk (Heidelberg / Germany)
President:	Prof. Dr. Seiji Arase (Tokushima / Japan)
Secretary Treasure:	Prof. Dr. Thomas Diepgen (Heidelberg / Germany)
Secretary:	Dr. Anke Lonsdorf (Heidelberg / Germany)

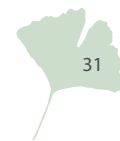
Conference organisation

AD Ambos Direkt
Am Rosenbusch 1, 69118 Heidelberg

Fon: 06221 5860555
E-Mail: kongress@ambos.ch

Design: Uta Klupp, die-Profilisten

Bild Ginkoblätter: Fotalia © unpict



Welcome and Opening

Wednesday, June 11, 2014, 18:30 h

University Heidelberg

"Alte Aula"

Seminarstraße 2

69117 Heidelberg



18:00 - 21:30 h departure and arrival for bus transfer
in front of the Marriott Hotel Heidelberg